



WATER BUG[®]

Electronic Water Detection Device



This Package Contains:

- 1 WB350 Device
- 1 Mounting Kit (2 screws and 2 anchors)
- 1 W-S-U (can be placed into a condensing environment)
- 1 Product Guide

Features:

- Utilizes 9V battery for stand-alone operation (battery not included)
- Internal audible alarm
- Intergrated buzzer alarms on water presence and low battery
- Connect up to six sensors wired in parallel up to 100' (30.48m) using 18-22 AWG twisted pair
- Monitors for presence of water (distilled and deionized water cannot be detected)
- Will not alarm due to condensation of humidity
- Open collector output

Note:


- Test device weekly to ensure proper operation.
- Concrete can be semi-conductive. If experiencing false alarms, insulate all probes mounted on concrete.
- The WB350 is equipped with an onboard buzzer for local annunciation and low battery warning.

Specifications:

Current Draw	9V DC via alkaline battery at 40mA. Winland Battery Statement
Device Operating Temperature Range	32 to 140 °F (0 to 60 °C) in a non-condensing environment. Indoor use only
Output	Open collector transistor output Normally Open ("N.O." circuit only) 30V DC max to trip line; 25mA max to collector
Sensor (external)	Includes 1 unsupervised surface sensor (W-S-U) May be placed into a condensing environment
Max Sensor/Device Distance	1 to 6 sensors in parallel with max distance of 100' (30.48m) each Use 18-22 AWG twisted pair
Device Dimensions	5.0" x 2.44" x 1.25" (12.7cm x 6.2cm x 3.2cm)
Sensor Dimensions	3.0" x 2.0" x 0.88" (7.6cm x 5.1cm x 2.2cm)
Weight	14oz (396.9g)
Mounting	Key slot




Tech Support 8:00am - 5:00pm Central Time
 (800) 635-4269 • (507) 625-7231
 techsupport@winland.com
 www.winland.com



Introduction:

Thank you for your purchase of the Winland WaterBug® model WB350. The WB350 is completely electronic and is designed to detect water only (distilled, deionized water and rainwater cannot be detected). For proper operation this unit must be used in conjunction with an alarm system, wireless transmitter, etc. It is designed so that the WB350 mounts on a wall or other flat vertical surface and the remote sensor(s) are placed in the locations where water leakage is most probable. Up to six remote sensors may be connected to one WB350. A film of moisture forming a bridge between the two metallic contacts on any remote sensor is all that is needed for the unit to signal an alarm condition. The output on the WB350 is non-latching but will remain closed until the moisture bridge is broken. As sensitive as the WB350 is, it will not alarm due to high humidity or condensation. The WB350 is ideal for use in homes, offices, computer rooms, document storage areas, warehouses, sump pumps and basements. Several devices may be wired together to monitor an entire complex.



Installation:

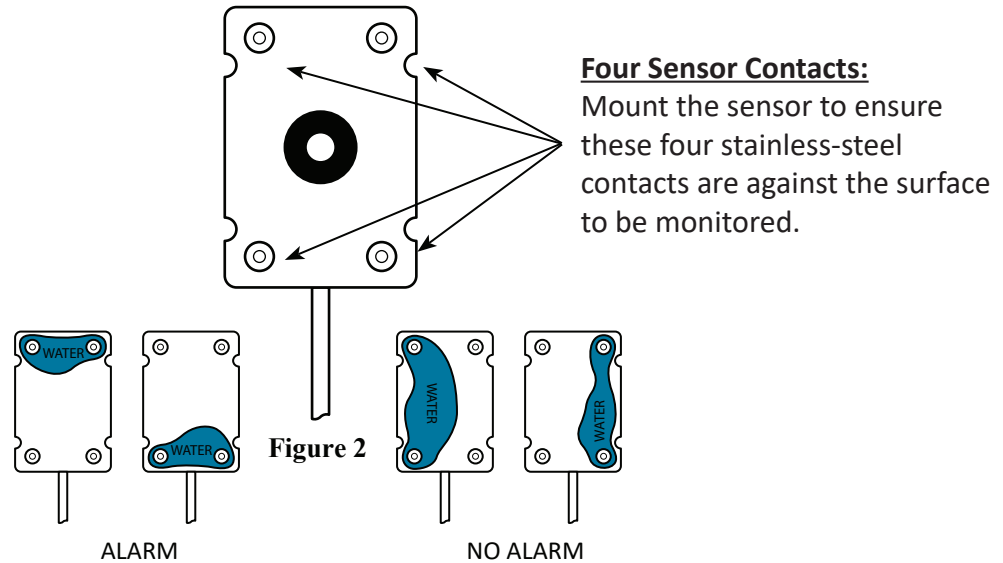
Locate the area where the WB350 device is to be mounted. Using the WB350 as a guide, mark the two locations on the mounting surface where the holes will be drilled to use the case's mounting flanges. If mounting on drywall, use the two provided drywall anchors. Once the holes have been drilled, place the WB350 against the surface and drive the screws into the holes or anchors. Multiple sensors must be hooked up in parallel to the two "sensor" terminals (see Figure 1). The remote surface sensor may be mounted securely to the floor or a wall (see Figure 2 and Figure 3). Mounting the sensor(s) to a vertical surface like a wall enables you to monitor an area for rising water levels. This is useful in basement sump pumps and other types of water storage and drainage systems.

Terminal Block Connections:

The WB350 is powered by one 9V alkaline battery. To install the battery, loosen and remove the four corner screws. Insert the new battery and retighten the four corner screws. The WB350 can be used in conjunction with virtually any type of wireless transmitter if any remote sensor detects water. When connecting the device to a wireless transmitter, wire the N.O. terminal and C terminal to the input of the wireless transmitter. If your initial wiring activates the wireless transmitter when no moisture is present, reverse the leads on N.O. and C on the unit.

Test Procedures:

To test the WB350 operational status, form a water bridge between the two metallic contact points (See Figure 2) with a moistened finger or cloth. If working properly, the WB350 will activate the warning device to which it is connected within approximately three seconds. The WB350 will reset automatically when the sensor dries and there is no longer a water bridge between the two metallic contact points.



Standard Surface Sensor Unsupervised:

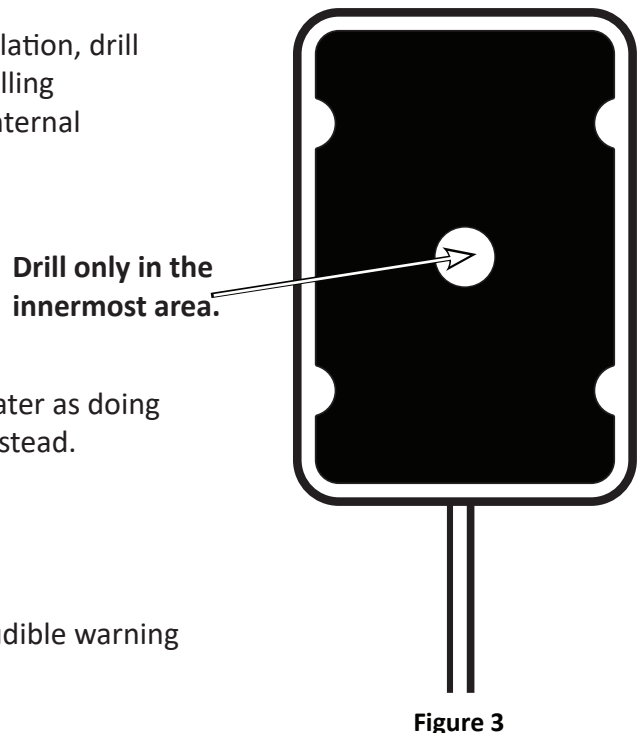
If a remote sensor is to be bolted down in a permanent installation, drill only in the innermost center recessed area (See Figure 3). Drilling anywhere other than the innermost circle may damage the internal wiring causing the W-S-U to fail.

Monitoring For the Absence of Water:

The WB350 should not be used to monitor the absence of water as doing so will significantly reduce the battery life. Use the WB200 instead.

Low Battery Indication:

The WB350 will trip the open collector output and give an audible warning if battery voltage runs low.



WARRANTY AND SERVICE INFORMATION

Winland Electronics, Inc. ("Winland") warrants to the original purchaser from Winland that each product of Winland's that it manufactures shall be free from defects in material and factory workmanship for a period of one (1) year from the date of purchase, when properly installed and operated under normal conditions according to Winland's instruction.

Winland's obligation under this limited warranty is limited to correcting the product without charge, at its factory any part or parts thereof which are returned, transportation charges prepaid, to the factory within one year of the date of purchase subject to Winland's examination showing to Winland's satisfaction to be covered by this warranty.

Product returns will not be accepted unless a Return Material Authorization has been issued by Winland, which is subject to purchaser's identification of the purchase order number and product serial number. UNAUTHORIZED RETURN SHIPMENT OR SHIPMENT CONTRARY TO WINLAND'S WRITTEN INSTRUCTIONS WILL VOID THIS LIMITED WARRANTY. Correction of such defects by repair, replacement, or refund of the amount paid for the product, at Winland's option, shall constitute fulfillment of all Winland's obligations under this limited warranty. Repaired and replacement parts will be warranted for the remainder of the original product warranty. Repairs not covered by this limited warranty may be offered by Winland for a charge.

This limited warranty shall not apply to any of Winland's products which have been subject to misuse, negligence, accident, or which have been repaired or altered outside of Winland's factory.

THIS LIMITED WARRANTY IS IN LIEU OF ALL OTHER WARRANTIES, EXPRESS OR IMPLIED, INCLUDING, WITHOUT LIMITATION, ANY WARRANTIES OF MERCHANTABILITY, FITNESS FOR PARTICULAR PURPOSES, NON-INFRINGEMENT, DESIGN, AND TITLE, AND ANY WARRANTIES ARISING FROM COURSE OF DEALING, USAGE OF TRADE OR OTHERWISE. ALL OTHER REPRESENTATIONS MADE TO THE END USER/PURCHASER BY ANY OTHER PARTY ARE EXCLUDED. No person, agent or dealer is authorized to give warranties on behalf of Winland nor to assume for Winland any other liability in connection with any Winland product.

WINLAND SHALL NOT BE LIABLE TO ANY PERSON FOR INDIRECT, SPECIAL, INCIDENTAL OR CONSEQUENTIAL DAMAGES OF ANY DESCRIPTION, WHETHER ARISING OUT OF WARRANTY OR OTHER CONTRACT, NEGLIGENCE, OTHER TORT, STRICT LIABILITY OR OTHERWISE. Under no circumstances shall Winland's liability under this limited warranty exceed the purchase price paid by the end user/purchaser for the product. The parties agree that the limitation of remedies in this document is an agreed upon allocation of risk and does not cause the remedy to fail of its essential purpose.